

Budget Transparency in Croatian Counties, Cities and Municipalities: November 2020 - April 2021

Bronić, Mihaela; Opačak, Marija; Ott, Katarina; Petrušić, Miroslav; Stanić, Branko

Source / Izvornik: **IPF Notes, 2021, 14, 1 - 11**

Journal article, Published version

Rad u časopisu, Objavljena verzija rada (izdavačev PDF)

<https://doi.org/10.3326/in.2021.119>

Permanent link / Trajna poveznica: <https://urn.nsk.hr/urn:nbn:hr:242:123599>

Rights / Prava: [Attribution-NonCommercial-NoDerivatives 4.0 International/Imenovanje-Nekomercijalno-Bez prerada 4.0 međunarodna](#)

Download date / Datum preuzimanja: **2024-12-22**



Repository / Repozitorij:

[Institute of Public Finance Repository](#)

IPF NOTES

Budget Transparency in Croatian Counties, Cities and Municipalities: November 2020 – April 2021

Mihaela Bronić, Marija Opačak, Katarina Ott,

Miroslav Petruoić, Branko Stanić

Institut za javne financije, Zagreb

The average level of budget transparency in all Croatian local government units, expressed as the number of key budget documents published on their respective official websites, stands at 4.5 (out of a maximum 5). All counties published all five requested budget documents, cities published 4.7 documents on average, while municipalities' average score stands at 4.4. However, despite high average rates, 8% of cities (10) and 16% of municipalities (68) still fail to publish all three documents required by law, while 20% of cities and 31% of municipalities fail to publish the two documents whose publication was recommended by the Ministry of Finance. Although the publishing of key budget documents does not in itself signify absolute transparency, it is considered the initial step toward higher transparency levels necessary for citizens' constructive participation in the budgetary process and control over the



collection and spending of public funds. A summary of results for all counties, cities and municipalities is provided in the text below, while more detail is available in the form of an [interactive map](#) and an [Excel table](#).¹

For several years now, the Institute of Public Finance has been conducting analyses of budget transparency in Croatian counties, cities and municipalities. The present article provides a summary of results of the latest analysis conducted in the periods November-December 2020 and February-April 2021.²

Budget transparency implies providing an insight into complete, accurate, timely and understandable information regarding the budget. This information enables citizens to participate and thus affect the efficiency of collection and spending of public funds, to demand more accountability from the Government and local government authorities³ and, consequently, to reduce potential acts of corruption.

¹ This note is an outcome of the project “Does Transparency Pay-off? The political and socio-economic impacts of local budget transparency in Croatia” (IP-2019-04-8360) financed by the Croatian Science Foundation (HRZZ). The work of postdoctoral researcher Marija Opačak is also financed by HRZZ. Opinions, findings, conclusions and recommendations are the authors’ own and do not necessarily reflect the views of HRZZ. The authors are grateful to Filip Badovinac for his assistance with data collection.

² Results of previous research were published in Ott, Bronić and Petrušić (2013, 2014, 2015), Ott, Bronić, Petrušić and Stanić (2016, 2017, 2018) and Ott, Bronić, Petrušić, Stanić and Prijaković (2019, 2020).

³ Irrespective of the formal distinction between the units of local and regional self-government, for the purpose of this article, the term “local government units” covers all 20 counties, 128 cities and 428 municipalities.

For the purpose of this study, budget transparency is measured as the number of key budget documents *published on the official websites* of Croatian local government units.⁴

They include the following:

- the 2019 year-end budget execution report;
- the 2020 mid-year budget execution report;
- the 2021 budget proposal;
- the 2021 enacted budget;
- the 2021 citizens' budget.⁵

The aim of the study was to establish the number of key budget documents published on the local government units' websites, without going into a detailed analysis of their contents. Naturally, there is always the possibility that the researchers were unable to find the needed documents on a website even though they had been published, but this would only mean that the citizens would also have difficulties finding the documents as they have not been displayed prominently enough. In addition, the mere publication of these five key documents does not necessarily imply absolute budget transparency of these local government units or absolute

⁴ Principles of this research were described in detail in Ott, Bronić, Petrušić, Stanić and Prijaković (2020).

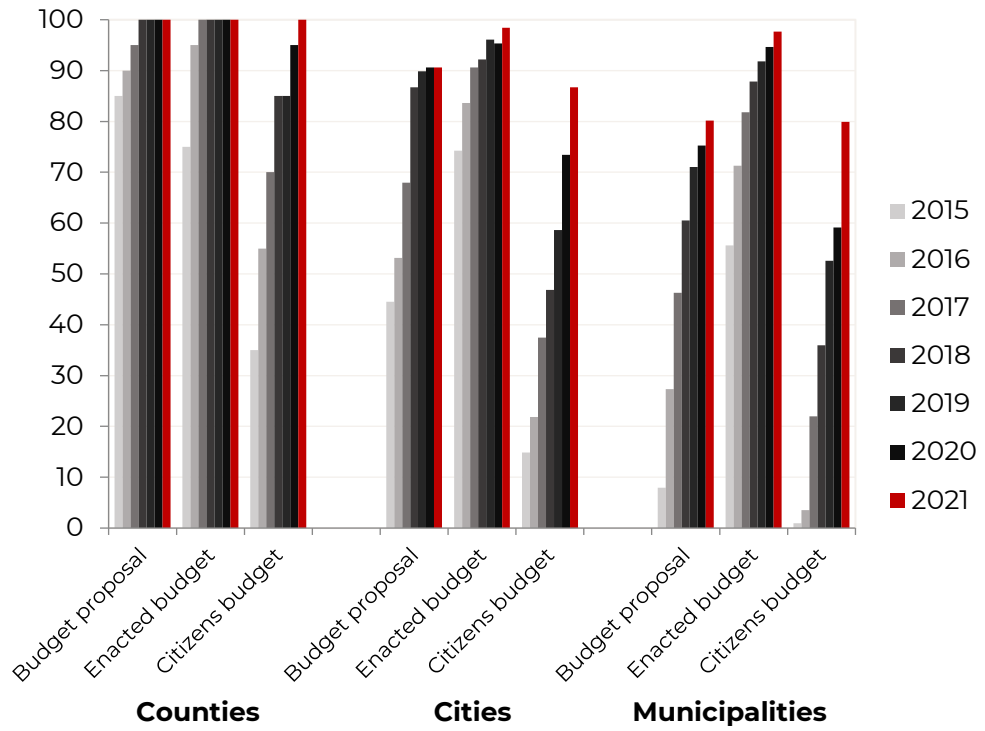
⁵ In the period from 2 November to 31 December 2020, the authors examined whether the 2019 year-end and 2020 mid-year budget execution reports have been published, while from 15 February to 14 April 2021, they checked for the publication of 2021 budget proposals, enacted budgets and citizens' budgets. The present analysis only considers the documents available on the local government units' websites during the observed research periods and on the days the websites were searched. Subsequently published documents were not considered. On 14 October 2020, an e-mail was sent to all local government units, informing them of the time and manner in which their respective websites would be examined.

accountability of their authorities with regard to the budget; rather, it merely serves as verification that they complied with the Budget Act, Act on the Right of Access to Information and the recommendations issued by the Ministry of Finance.⁶ This level of budget transparency can be considered only the first step toward greater budget transparency and the fundamental prerequisite for citizens to become acquainted with local budgets. Only citizens who are informed and knowledgeable about the budget are able to participate in local budgeting in a constructive manner, i.e., in making decisions on the collection and spending of local funds, as well as in supervising the accountability of local government authorities.

Over the previous seven research cycles, budget transparency of all local government units has grown from an average of 1.8 in the first cycle to 4.5 published documents as per the present cycle. All types of local government units show progress with regard to all budget documents, as evidenced by the publication of the citizens' budget – in 2015, this document was published by only 1% of municipalities; in 2020 this rate stands at 80% (Graph 1).

⁶ The legislative framework of budget transparency was described in Ott, Bronić, Petrušić, Stanić and Prijaković (2020).

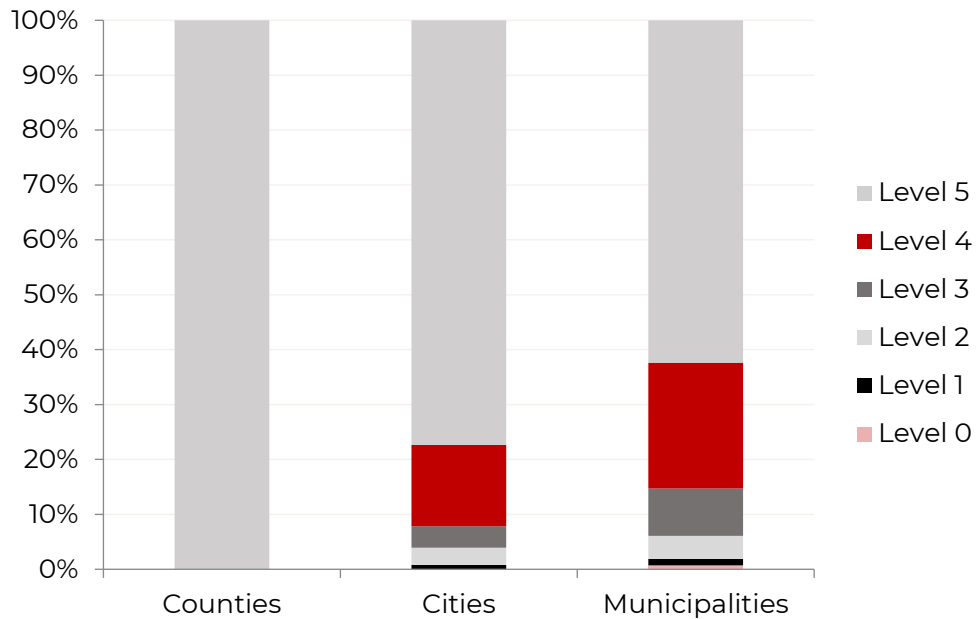
Graph 1. Budget documents published, 2015-2021 (in %)



Source: Authors

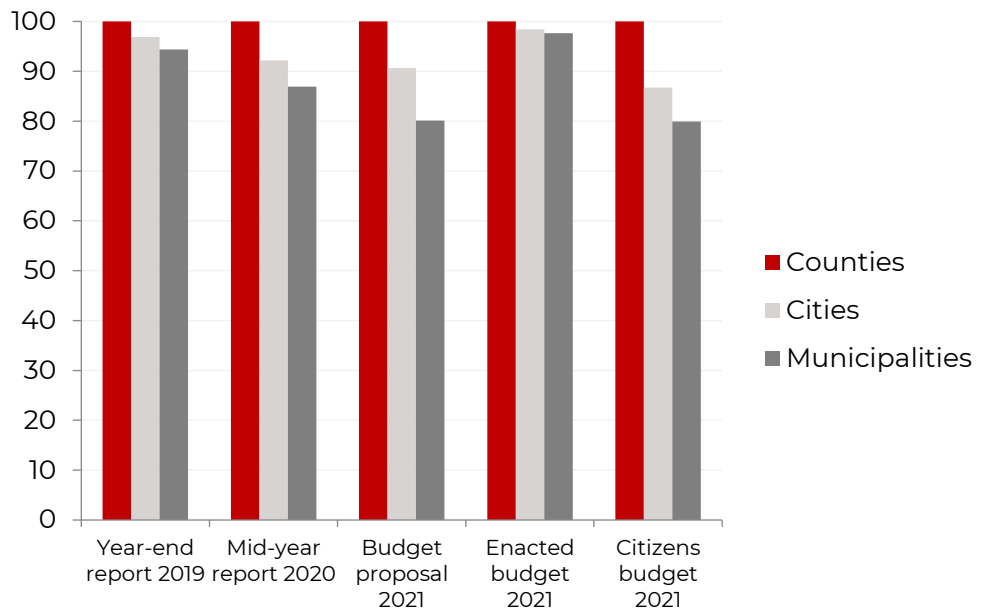
In the present cycle, all counties published all five budget documents, cities scored an average rate of 4.7, while municipalities' average score stands at 4.4 (Graphs 2 and 3).

Graph 2. Budget transparency levels of local government units, November 2020-April 2021 (in %)



Source: Authors

Graph 3. Budget documents published, November 2020-April 2021 (in %)




Source: Authors

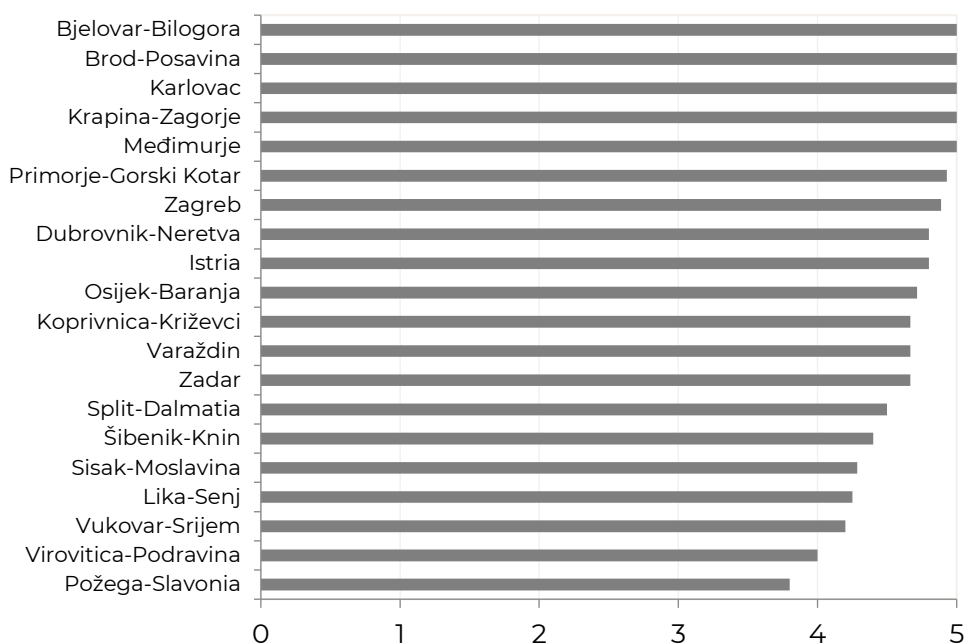
However, despite constant improvements, three municipalities failed to publish a single budget document in the present cycle concerned, whereas five municipalities and one city published only one such document each (Table 1). Moreover, 8% of cities and 16% of municipalities still fail to publish the three documents required by law (enacted budget, mid-year and year-end budget execution report). In addition, 20% of cities and 31% of municipalities ignored the Ministry of Finance's instructions to publish two additional documents (budget proposal and citizens' budget).

Graph 4. Average transparency of municipalities and cities (by county)

Municipalities



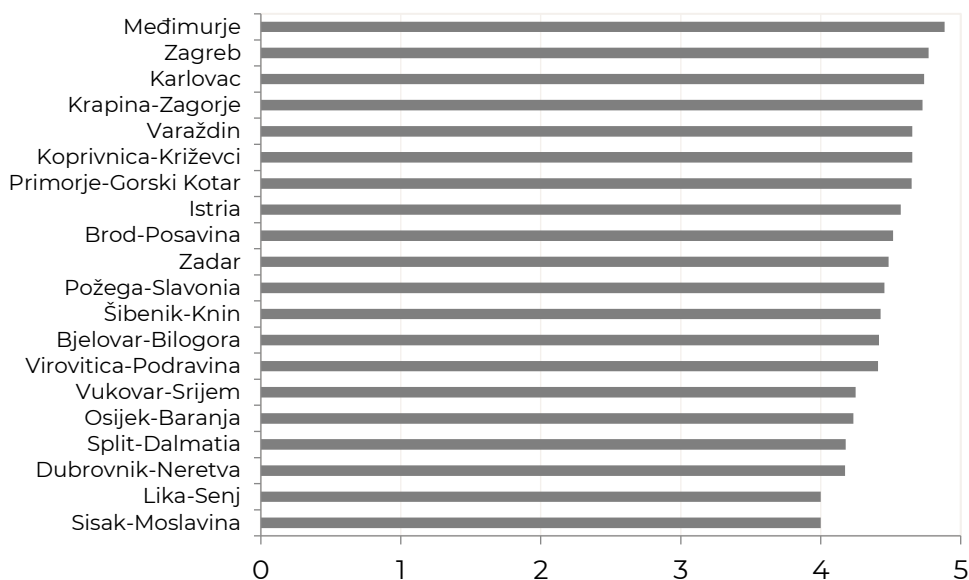
Cities



Source: Authors

The fewest number of budget documents on average was published by municipalities in the Sisak-Moslavina and Lika-Senj counties (3.8 out of 5). All municipalities in the Požega-Slavonia County published all five key budget documents. However, the Požega-Slavonia County also holds one negative record as the cities in this county published the fewest average number of documents (3.8), while in five counties all cities published all five documents (Bjelovar-Bilogora, Brod-Posavina, Karlovac, Krapina-Zagorje and Međimurje) (Graph 4).

The leading counties with regard to average budget transparency for all local government units in their territory are Međimurje, Zagreb, Karlovac and Krapina-Zagorje counties, while the bottom positions are occupied by Sisak-Moslavina, Lika-Senj, Dubrovnik-Neretva and Split-Dalmatia counties (Graph 5).

Graph 5. Overall average transparency of counties*

* Calculated as the sum of transparency for a given county and all cities and municipalities located therein, divided by the total number of local government units in that county, including the county itself.

Source: Authors

Compared to the previous research cycle, 11% of units published fewer documents (one or two fewer documents on average, with the City of Pakrac and Višnjić municipality publishing three documents less). What is encouraging is the fact that 30% of all units published more documents than in the previous cycle (Galovac municipality jumped from zero to five, while another eight municipalities published four documents more than in the previous cycle – Bogdanovci, Donja Voća, Gorjani, Kolan, Lanišće, Lovreć, Sveti Filip i Jakov, and Vrbje).

More detailed results on budget transparency for all counties, cities and municipalities are available in the form of an [interactive map](#)

and an [Excel table](#). In addition, our previous analyses of budget transparency⁷ provide conclusions and recommendations that might serve the purpose of both improving budget transparency and laying the foundations for potential reform of the fiscal and territorial arrangement of the country.

Table 1. Budget transparency levels of counties, cities and municipalities (by number of published documents, in alphabetical order)

LEVEL OF TRANSPARENCY		LOCAL UNITS
5	COUNTIES	Bjelovar-Bilogora, Brod-Posavina, Dubrovnik-Neretva, Istria, Karlovac, Koprivnica-Križevci, Krapina-Zagorje, Lika-Senj, Međimurje, Osijek-Baranja, Požega-Slavonia, Primorje-Gorski Kotar, Sisak-Moslavina, Split-Dalmatia, Šibenik-Knin, Varaždin, Virovitica-Posravina, Vukovar-Srijem, Zadar, Zagreb
	CITIES	Bakar, Beli Manastir, Belišće, Benkovac, Bjelovar, Buzet, Cres, Crikvenica, Čabar, Čakovec, Čazma, Daruvar, Delnice, Donja Stubica, Drniš, Dubrovnik, Duga Resa, Dugo Selo, Đakovo, Đurđevac, Garešnica, Glina, Gospić, Grubišno Polje, Hvar, Imotski, Ivanec, Ivanić-Grad, Jastrebarsko, Karlovac, Kastav, Kaštela, Klanjec, Komiža, Koprivnica, Korčula, Kraljevica, Krapina, Krk, Kutina, Labin, Lepoglava, Lipik, Ludbreg, Makarska, Mali Lošinj, Metković, Mursko Središće, Našice, Nin, Nova Gradiška, Novalja, Novigrad, Novska, Ogulin, Opatija, Oroslavje, Osijek, Otok, Ozalj, Pag, Pazin, Pleternica, Ploče, Popovača, Poreč, Požega, Pregrada, Prelog, Pula, Rab, Rijeka, Rovinj, Samobor, Sinj, Sisak, Slavonski Brod, Slunj, Split, Supetar, Sveta Nedelja, Sveti Ivan Zelina, Šibenik, Trogir, Umag, Varaždin, Varaždinske Toplice, Vinkovci, Virovitica, Vodice, Vrbovec, Vrbovsko, Vrgorac, Vukovar, Zabok, Zadar, Zagreb, Zaprešić, Zlatar
	MUNICIPALITIES	Andrijaševci, Antunovac, Babina Greda, Bale, Barban, Baška, Baška Voda, Bebrina, Bedekovčina, Bedenica, Bednja, Belica, Beretinec, Bibinje, Biskupija, Bistra, Blato, Bogdanovci, Bosiljevo, Bošnjaci, Brckovljani, Brdovec, Brela, Brestovac, Breznica, Brtonigla, Budinščina, Bukovlje, Cerna, Cernik, Cestica, Cetingrad, Crnac, Čačinci, Čaglin, Čavle, Čepin, Davor, Dekanovec, Desinić, Dobrinj, Domašinec, Donja Dubrava, Donja Voća, Donji Andrijevi, Duga Resa, Dugo Selo, Đakovo, Đurđevac, Garešnica, Glin, Gospić, Grubišno Polje, Hvar, Imotski, Ivanec, Ivanić-Grad, Jastrebarsko, Karlovac, Kastav, Kaštela, Klanjec, Komiža, Koprivnica, Korčula, Kraljevica, Krapina, Krk, Kutina, Labin, Lepoglava, Lipik, Ludbreg, Makarska, Mali Lošinj, Metković, Mursko Središće, Našice, Nin, Nova Gradiška, Novalja, Novigrad, Novska, Ogulin, Opatija, Oroslavje, Osijek, Otok, Ozalj, Pag, Pazin, Pleternica, Ploče, Popovača, Poreč, Požega, Pregrada, Prelog, Pula, Rab, Rijeka, Rovinj, Samobor, Sinj, Sisak, Slavonski Brod, Slunj, Split, Supetar, Sveta Nedelja, Sveti Ivan Zelina, Šibenik, Trogir, Umag, Varaždin, Varaždinske Toplice, Vinkovci, Virovitica, Vodice, Vrbovec, Vrbovsko, Vrgorac, Vukovar, Zabok, Zadar, Zagreb, Zaprešić, Zlatar

⁷ See: Ott et al (2019).

5		<p>Donji Vidovec, Draganić, Draž, Drnje, Dubravica, Dubrovačko primorje, Dugopolje, Đelekovec, Đulovac, Đurđenovac, Đurmanec, Ernestinovo, Fažana, Ferdinandovac, Funtana, Galovac, Generalski Stol, Gola, Goričan, Gornja Rijeka, Gornja Stubica, Gornja Vrba, Gornji Kneginec, Gračac, Gračišće, Gradec, Gradište, Grožnjan, Gunja, Hercegovac, Hlebina, Hraščina, Hrvace, Hum na Sutli, Ivankovo, Jagodnjak, Jakovlje, Jakšić, Jarmina, Jasenice, Jasenovac, Jelenje, Jesenje, Josipdol, Kalinovac, Kalnik, Kamanje, Kaptol, Karojba, Kaštelir - Labinci, Kistanje, Klakar, Klana, Klinča Sela, Klis, Kloštar Podravski, Kneževi Vinogradi, Konavle, Konjščina, Koprivnički Bregi, Kostrena, Koška, Kotoriba, Krašić, Križ, Kršan, Kukljica, Kula Norinska, Kumrovec, Lanišće, Lasinja, Lećevica, Legrad, Levanjska Varoš, Lipovljani, Lišane Ostrovičke, Lohor, Lokvičići, Lovas, Lovinac, Lovran, Lovreč, Luka, Lukač, Ljubešćica, Mače, Mala Subotica, Mali Bukovec, Marčana, Marija Gorica, Marijanci, Maruševac, Matulji, Mihovljan, Mikleuš, Mljet, Muć, Nedelišće, Netretić, Nova Bukovica, Nova Kapela, Nova Rača, Novi Golubovec, Novigrad Podravski, Novo Virje, Okrug, Okučani, Omišalj, Oprtalj, Orehovica, Oriovac, Orle, Pašman, Perušić, Peteranec, Petrijanec, Petrijevc, Pićan, Pirovac, Pitarovina, Pitomača, Podcrkavlje, Podgora, Podstrana, Podturen, Pokupsko, Polača, Popovac, Posedarje, Preko, Preseka, Prgomet, Pribislavec, Primorski Dolac, Privlaka, Privlaka (Zadarska c.), Promina, Punat, Rakovec, Rakovica, Rasinja, Raša, Ravna Gora, Ražanac, Ribnik, Rogoznica, Rovišće, Rugvica, Runovići, Ružić, Satnica Đakovačka, Selca, Selnica, Semeljci, Sibirj, Sikirevci, Sirač, Sokolovac, Sopje, Sračinec, Stankovci, Stara Gradiška, Stari Jankovci, Starigrad, Strahoninec, Stubičke Toplice, Stupnik, Sukošan, Sveta Marija, Sveta Nedelja, Sveti Ilija, Sveti Ivan Žabno, Sveti Juraj na Bregu, Sveti Lovreč, Sveti Martin na Muri, Svetvinčenat, Šandrovac, Šenkovec, Šodolovci, Šolta, Špišić Bukovica, Štrigova, Tinjan, Tisno, Tompojevci, Topusko, Tounj, Tribunj, Trnava, Trnovec Bartolovečki, Trpanj, Tučepi, Tuhelj, Udbina, Unešić, Velika, Velika Kapanica, Velika Ludina, Velika Pisanica, Velika Trnovitica, Veliki Bukovec, Veliki Grđevac, Veliko Trojstvo, Vidovec, Vir, Virje, Visoko, Viškovo, Vižinada, Vladislavci, Vojnić, Vratišinec, Vrpolje, Vrsi, Zagorska Sela, Zemunik Donji, Zlatar Bistrica, Zmijavci, Žakanje, Žminj, Žumberak, Župa dubrovačka</p>
4	CITIES	<p>Biograd na Moru, Buje, Donji Miholjac, Ilok, Križevci, Novi Vinodolski, Obrovac, Opuzen, Orahovica, Petrinja, Senj, Skradin, Solin, Stari Grad, Valpovo, Velika Gorica, Vis, Vodnjan, Vrlika</p>

4	MUNICIPALITIES	Barilović, Berek, Bilice, Bilje, Bizovac, Bol, Brinje, Brodski Stupnik, Cerovlje, Cista Provo, Civiljane, Čađavica, Darda, Dežanovac, Dicmo, Donja Motičina, Dragalić, Drenovci, Dubrava, Dugi Rat, Farkaševac, Fužine, Gorjani, Gornji Mihaljevec, Hrvatska Dubica, Jalžabet, Kali, Kanfanar, Kloštar Ivanić, Kolan, Končanica, Koprivnički Ivanec, Krapinske Toplice, Krnjak, Ližnjan, Lokve, Lopar, Lumbarda, Lupoglav, Magadenovac, Malinska-Dubašnica, Marija Bistrica, Markušica, Martijanec, Martinska Ves, Medulin, Milna, Molve, Mošćenička Draga, Motovun, Murter, Novigrad, Nuštar, Oprisavci, Orebić, Petlovac, Plitvička Jezera, Podgorač, Podravske Sesvete, Poličnik, Postira, Primošten, Pučišća, Radoboj, Rešetari, Sali, Seget, Skrad, Slavonski Šamac, Smokvica, Ston, Strizivojna, Suhopolje, Sunja, Sutivan, Sveti Đurđ, Sveti Filip i Jakov, Sveti Križ Začretje, Škabrnja, Štefanje, Tar-Vabriga, Tkon, Tovarnik, Trpinja, Vela Luka, Veliko Trgovišće, Vinica, Vinodolska općina, Viškovci, Voćin, Vrbanja, Vrbje, Vrbnik, Vrhovine, Vuka, Zadvarje, Zagvozd, Zažablje
	CITIES	Knin, Novi Marof, Omiš, Otočac, Slatina, Trilj
3	MUNICIPALITIES	Borovo, Breznički Hum, Brod Moravice, Donji Kraljevec, Donji Kukuruzari, Ervenik, Feričanci, Garčin, Gornji Bogičevci, Gradac, Gradina, Gundinci, Gvozd, Ivanska, Jelsa, Kapela, Klenovnik, Kraljevec na Sutli, Kravarsko, Lastovo, Majur, Marina, Mrkopalj, Negoslavci, Nijemci, Petrovsko, Plaški, Podravska Moslavina, Pušća, Saborsko, Stari Mikanovci, Staro Petrovo Selo, Sveti Petar u Šumi, Štitar, Tordinci, Vodinci, Zdenci
	CITIES	Kutjevo, Pakrac, Županja
2	MUNICIPALITIES	Čeminac, Drenje, Dvor, Erdut, Janjina, Karlobag, Kijevo, Lekenik, Otok, Pakoštane, Podbablje, Proložac, Severin, Slivno, Sućuraj, Viljevo, Vrsar, Zrinski Topolovac
	CITIES	Hrvatska Kostajnica
1	MUNICIPALITIES	Donji Lapac, Pojezerje, Punitovci, Šestanovac, Višnjan
0	MUNICIPALITIES	Nerežišća, Poveljana, Sveti Petar Orehovec